



# Voter Registration: What You Should Know?

July 17, 2021

By: Hew Hoong Liang

01

# 02

# Discussion Points

## Overview

- Standard Rules in Voters Registration and Updating Address
- How To Respond To A Draft Supplementary Roll
- What Should You Do If There Is An Objection Against You?



# Standard Rules in Voters Registration and Updating Address

## Standard Rules for Voters Registration


Usually, the Election Commission (EC) will publish a notice in the Gazette to call upon those who are qualified to vote and want to register as a voter for the Parliamentary and State elections.

Those who are interested to register as a voter must have a copy of Form A that is found in the Schedule of the Elections (Registration of Electors) Regulation 2002 (“Regulations”).

Once you have filled up Form A, you can personally hand the form to one of the following persons:


- 1. The Registrar of Electors
- 2. The Assistant Registrar of Electors

In some cases, if the Assistant Registration Officer will assist in the Voters Registration process where the newly registered voter will receive a copy of Form A.

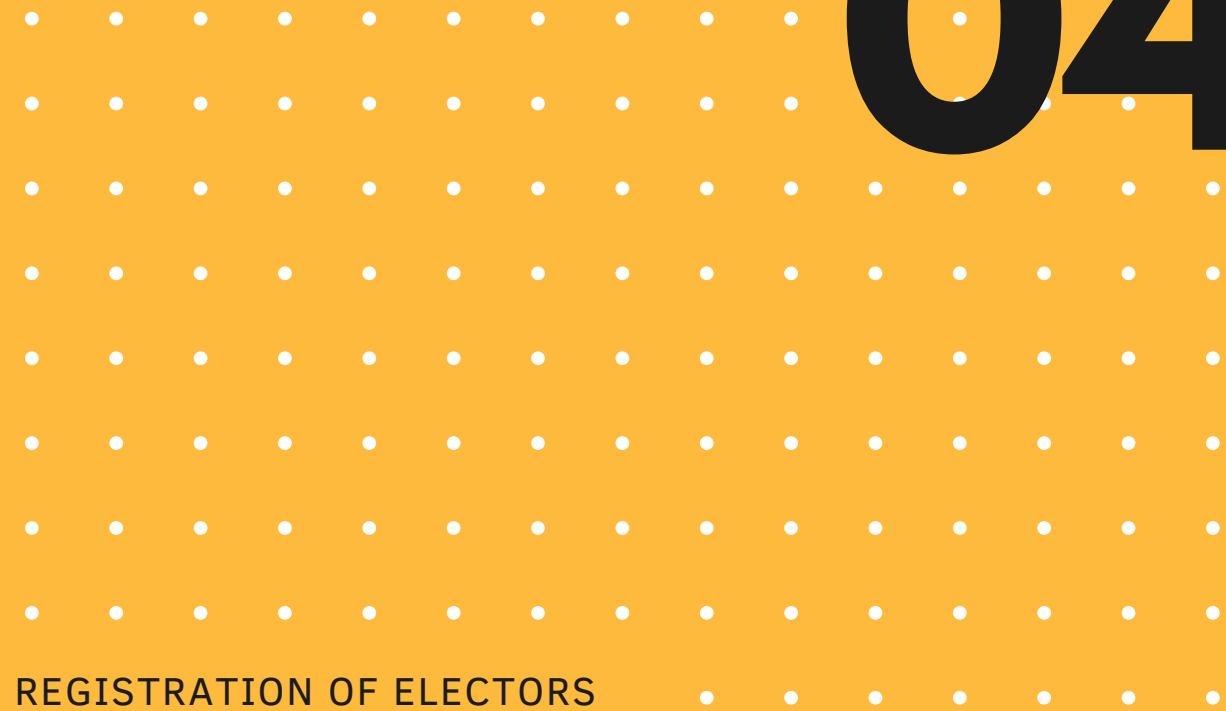


# Some Pointers

- 01** Keep your eyes out for the notifications!  
The notice will be in the form of a Media Statement published on the EC's website (<https://www.spr.gov.my/>) and news platform such as Malaysiakini will report when the notice is out.
- 02** Post Office/Online Registration  
It may convenient to register yourself as a voter at the Post Office in pre-pandemic times but you can also register yourself as a voter online on the SPR website.
- 03** A New Application or A Transfer of Details  
You are only allowed to submit a new registration or change your particulars once during the revision of the Supplementary Roll. [Reg 12(4)]



# 04



## A Similar Method


In terms of updating your address in the Electoral Roll, you would have to follow the same application as above (the same **Form A**).

## If You Changed Your Address Twice ...

You are supposed to update according to your latest current address.

# Updating Your Address

# How To Respond To A Draft Supplementary Roll (SR)



## 01 Check the correctness of the details

You should ensure that your name, address, NRIC and Date of Birth are correct. You should also ensure that you are registered according to your designated Polling District. These details will be published in SR when it is being revised.

## 02 Look out for any objections

Form D will be sent to you if there is a proper objection against you. The objector (the person making the objection) may object to the inclusion of your name in the Supplementary Roll. [Reg 15(8)]

## 03 Check your address!

The address on the draft SR will not be your address. You just need to make sure that your details is registered to the locality of where you are staying.

# What Should You Do If There Is An Objection Against You?

## Attend the Public Inquiry

Once you have received notice in Form E as to the reason why a Public Inquiry is being held, you should attend the inquiry to contest the objection.

## Form E must be served to you



The Rules requires you to be notified of a public inquiry before going to the proceedings.

## The burden of proof lies on the objector


The objector must provide sufficient evidence for the grounds of objection. This is regardless of the fact of whether you (being the person they are objecting against) attend the Public Inquiry.

[refer to Reg 17(5)]

Those who object without any reasonable cause will be punished with a fine up to RM 200. [Reg 18]



# What happens if there was a mistake in your registration particulars?



## 01 Registrar of Electors

If the Registrar detects any mistakes, the Registrar can make inquiries to rectify the mistakes. The Registrar can also appoint a person to perform such function. [Reg 13(2)]

## 02 Voter

- A notice may be sent to you by the Registrar to give the correct details as to your qualifications as a registered voter.
- If you have applied to have your name registered in the SR and discovered that your name is not there, you may submit a claim via Form B.


Note: Regulation 14(2) and 14(4)

## 03 Objector

- You can also object to the inclusion of your name in the Supplementary Roll via Form C.
- You need to pay a fee of RM10 for each person you object to. [Reg 15(4)]
- You are only allowed to object once and you can object up to ~~10~~ 20 people in one objection. [Reg 15(3)]
- You are allowed to withdraw your objection not later than 5 days before the date fixed for a public inquiry. If you withdraw your objection 5 days or lesser before the public inquiry, a fine not exceeding RM 200 will be imposed. [Reg 19]



# The Power of the Registrar and Chief Registrar



## 01 Registrar of Electors

- The Registrar will revise the Supplementary Roll for the Registration Area they are appointed every 3 months [Reg 13(1)]
- The Supplementary Roll will contain names of newly registered voters and registered voters whose registration was transferred to a different registration area [Reg 11]

Note: Reg 13(2)

## 02 Chief Registrar

- The Chief Registrar of Electors (Chief Registrar) has a list of general powers that are listed under Reg 25.
- There is no time limit for the Chief Registrar to exercise this power. Hence, they can exercise at any period in time.

TINDAK  
MALAYSIA



**Thanks for  
attending!**